



ಬೃಹತ್ ಬೆಂಗಳೂರು ಮಹಾನಗರ ಪಾಲಿಕೆ  
Bruhat Bengaluru Mahanagara Palike



# BBMP COVID-19 WAR ROOM 28.11.2022



# OVERVIEW OF COVID-19 IN BENGALURU



## CASE TRENDS

ACTIVE CASES **1,489**

### Confirmed Cases

**44**

18,76,082<sup>#</sup>

### Recovered Cases

**47**

18,57,603<sup>#</sup>

### Death Cases

**0**

16,990<sup>#</sup>



## HOSPITALIZATION

**2**

### ICU – V

-

### ICU

-

### HDU

-

### General

**2**

INCLUDES GOVT. QUOTA AND PRIVATE WALK-IN HOSPITALIZATION



## VACCINATION

**50**

2,04,90,882<sup>#</sup>

### First Dose

**3**

96,79,245<sup>#</sup>

### Second Dose

**9**

94,83,396<sup>#</sup>

### Precaution Dose

**38**

13,28,241<sup>#</sup>



## TESTING

**685**

3,19,81,567<sup>#</sup>

Positivity : 2.89%

\*FOR LAST 7 DAYS

### RAT

**111**

### RTPCR

**574**



## TRIAGING

### MTU

**3**

### Tele Triage

**36**



## ACTIVE CZs

**0**

### MCZs (< 5 cases)

**0**

### Clusters (> 5 cases)

**0**

# : indicates cumulative numbers till date



# ABSTRACT OF COVID-19 SCENARIO IN BENGALURU



	MALE			FEMALE			TRANSGENDER			TOTAL		
	Last 24 Hours	Last 7 Days	Cumulative	Last 24 Hours	Last 7 Days	Cumulative	Last 24 Hours	Last 7 Days	Cumulative	Last 24 Hours	Last 7 Days	Cumulative
<b>Positive Cases</b>	26	123	11,05,554	18	101	7,69,636	0	0	196	44	224	18,76,082
<b>Recovered Cases</b>	28	66	10,93,704	19	66	7,63,805	0	0	187	47	132	18,57,603
<b>Death Cases</b>	0	0	10,760	0	0	6,226	0	0	4	0	0	16,990
<b>Total Tests Done</b>	<b>In Last 24 hrs. : 685</b>			<b>In last 7 days : 7,755</b>			<b>Cumulative : 3,19,81,567</b>					
<b>Vaccine Doses Administered</b>	<b>In Last 24 hrs. : 50</b>			<b>In last 7 days : 1,507</b>			<b>Cumulative : 2,04,90,882</b>					
<b>ACTIVE CASES</b>							<b>1,489</b>					

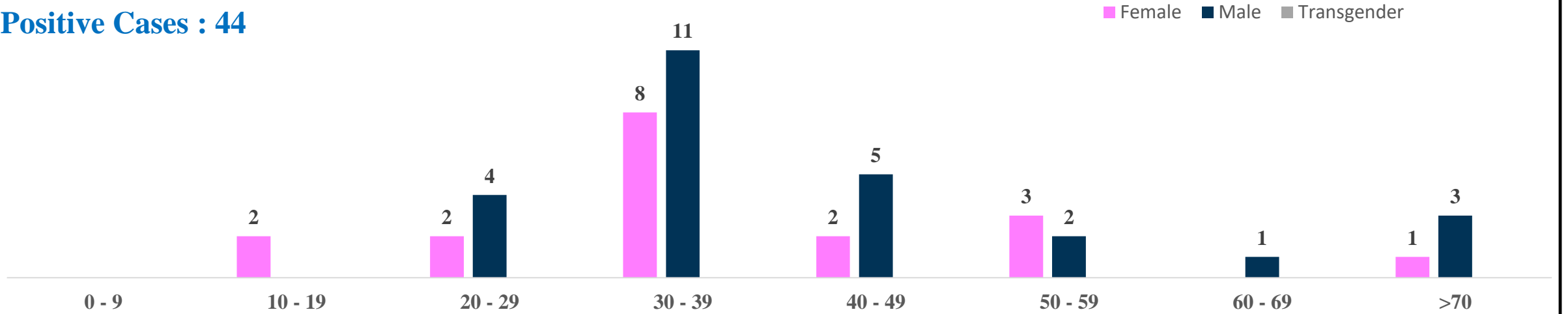
\*Covid deaths occurred today : 00 | Covid deaths occurred beyond last 24hrs., reported today : 00



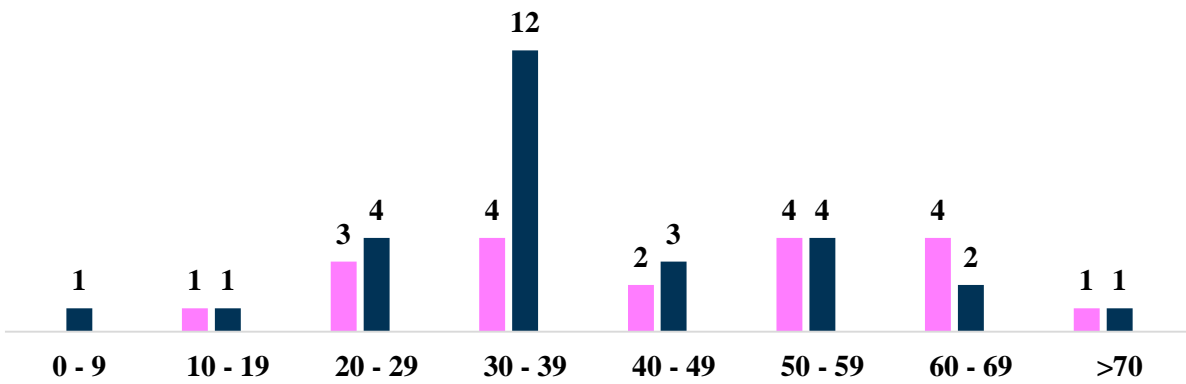
# LAST 24 HOURS AGE GROUP AND GENDER WISE DISTRIBUTION



## Positive Cases : 44



## Recovered Cases : 47



## Death Cases : 0

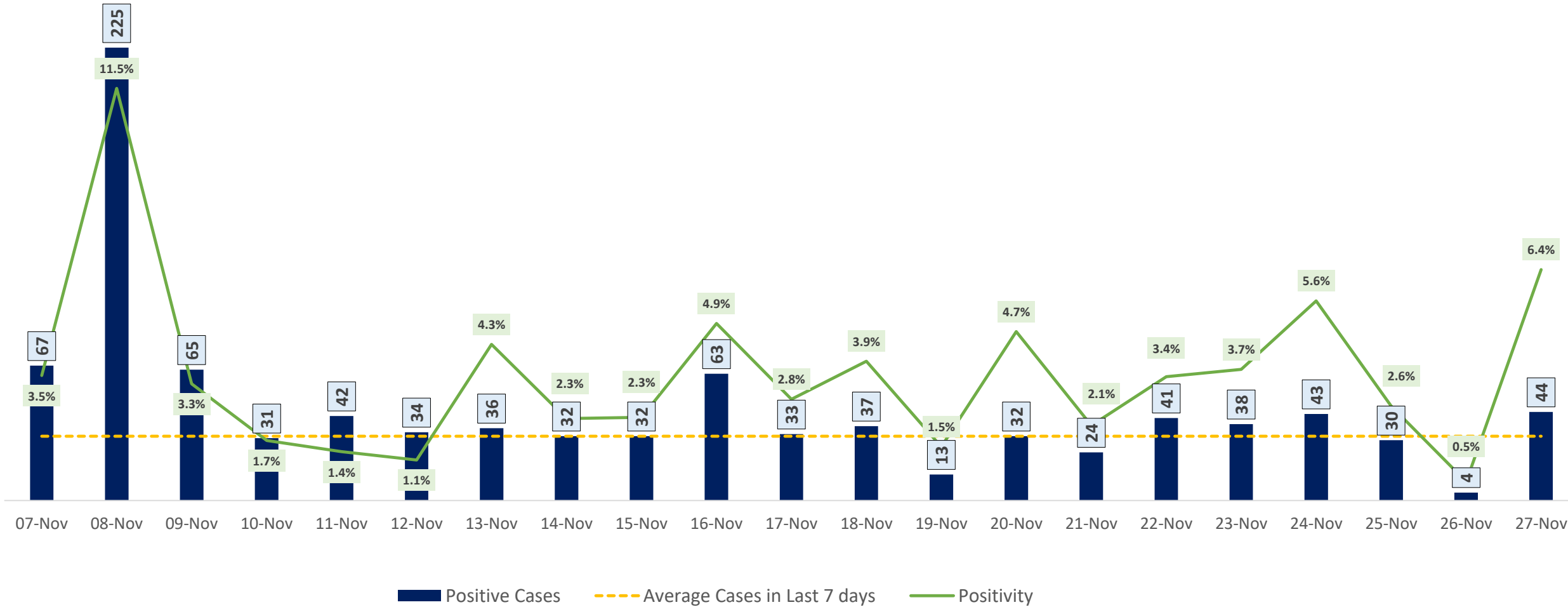
0 to 9 10 to 19 20 to 29 30 to 39 40 to 49 50 to 59 60 to 69 >=70



# POSITIVITY RATE OF BENGALURU – LAST 21 DAYS



Average Cases in Last 7 days : 32





# TESTING TRENDS IN BENGALURU

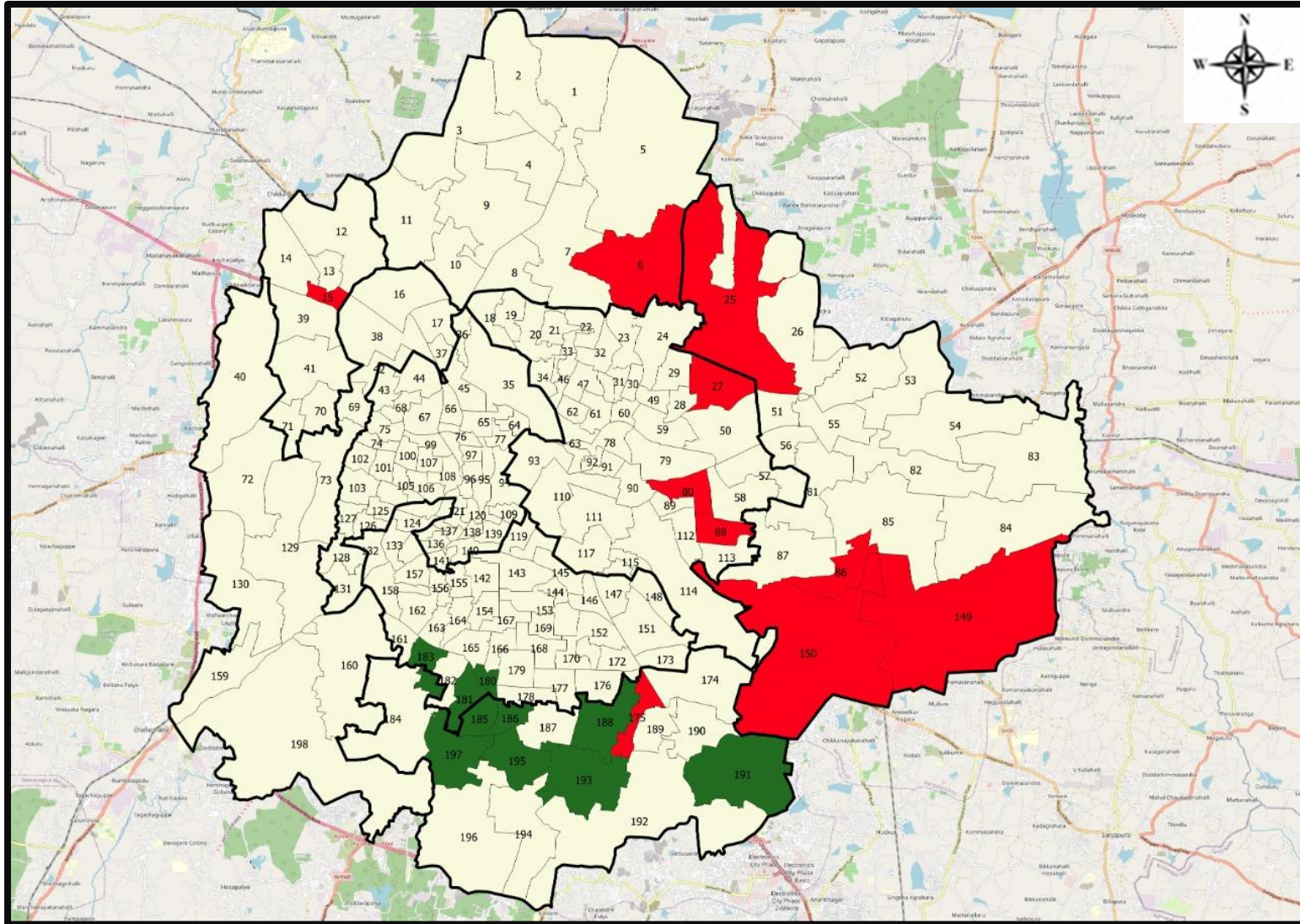


Total Test Conducted Till Date	Test Conducted Last 24 hours	Last 7 Days Average
3,19,81,567	685	1,108





# BENGALURU URBAN MAP SHOWING TREND OF POSITIVE CASES IN LAST 7 DAYS



## Top 10 wards reporting highest number of positive cases in last 10 days

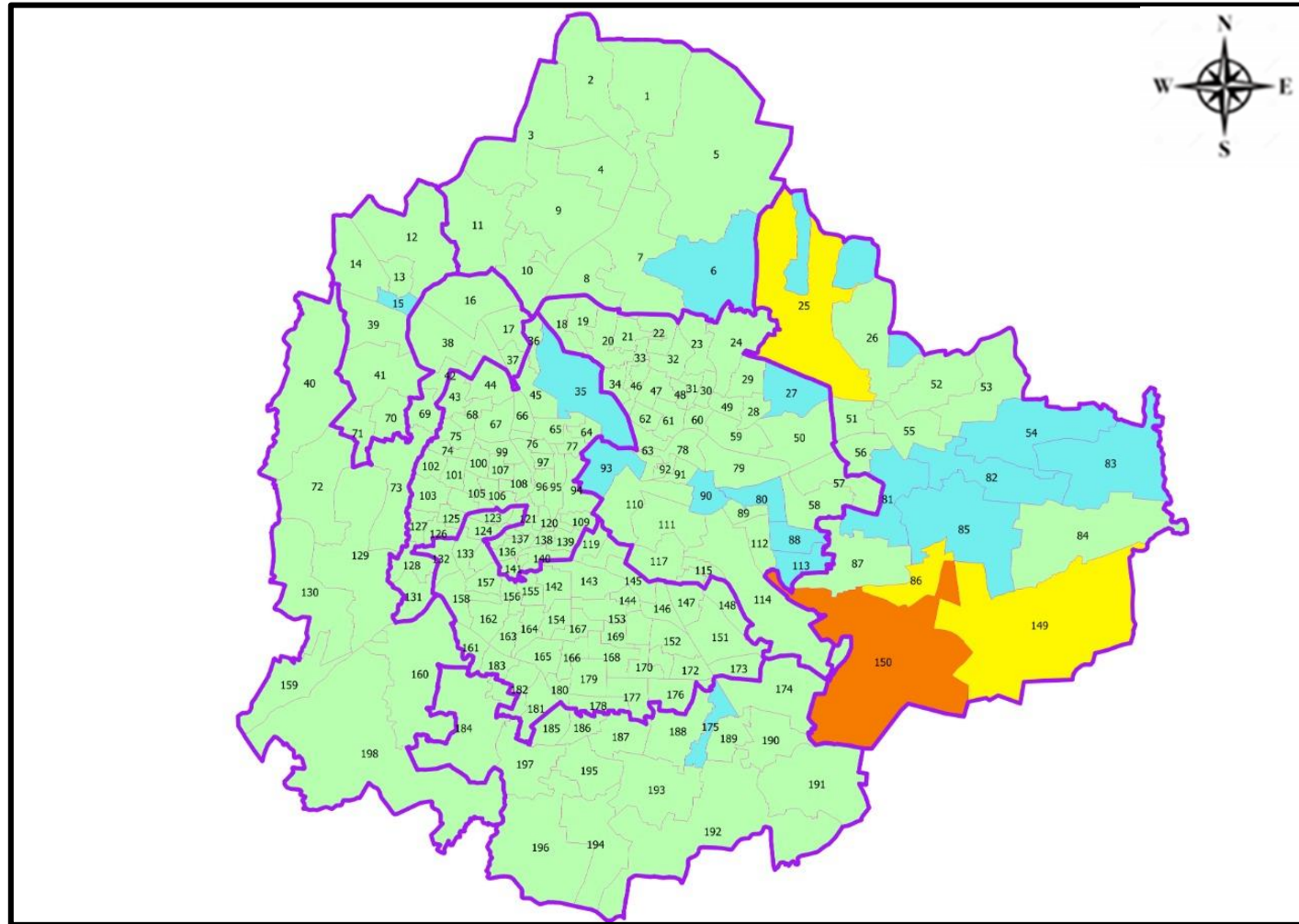
Ward No.	Ward Name	Daily Cases Average
150	Bellanduru	2
149	Varthuru	1
25	Horamavu	1
86	Marattahalli	1
88	Jeevanbhima Nagar	1
15	T Dasarahalli	1
80	Hoysala Nagar	1
175	Bommanahalli	1
6	Thanisandra	0
27	Banasavadi	0







## Top 10 wards reporting least number of positive cases in last 7 days

Ward No.	Ward Name	Daily Cases Average
197	Vasanthpura	0
195	Konanakunte	0
193	Arakere	0
191	Singasandra	0
188	Bilekhali	0
186	Jaraganahalli	0
185	Yelchenahalli	0
183	Chikkalsandra	0
181	Kumaraswamy Layout	0
180	Banashankari Temple Ward	0



# BENGALURU MAP SHOWING INTENSITY OF POSITIVE CASES IN LAST 7 DAYS



-  **Level 1 : 0 to 2 Cases**
-  **Level 2 : 2 to 5 Cases**
-  **Level 3 : 5 to 10 Cases**
-  **Level 4 : 10 to 25 Cases**
-  **Level 5 : More than 25 Cases**
-  **Zone Boundaries**

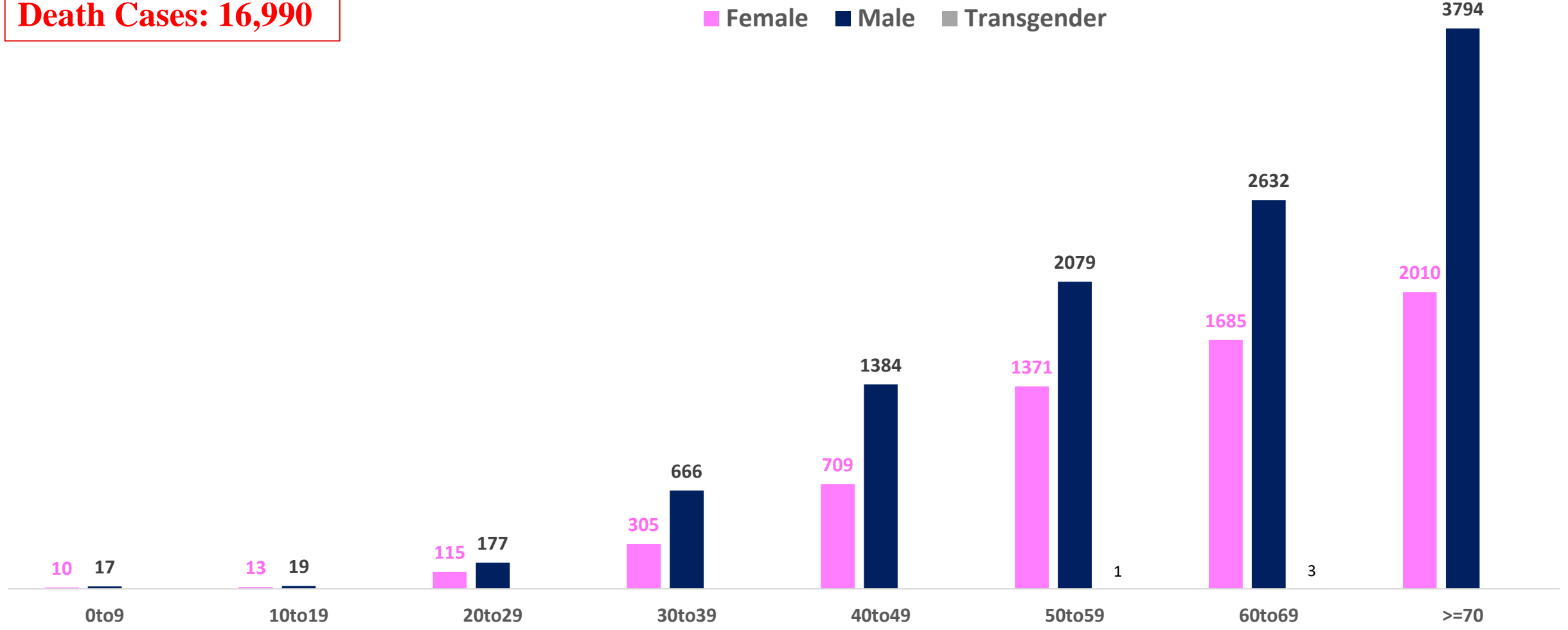




# AGE AND GENDER WISE DISTRIBUTION OF DEATH CASES



**Death Cases: 16,990**





# COVID-19 SCENARIO IN BENGALURU AND OTHER METROPOLITAN CITIES



CITY NAME	Positive Cases	Active Cases	Recovered	Deceased	Vaccine Doses Administered
New Delhi	20,06,921	25	19,80,379	26,517	3,73,17,328
Bengaluru*	18,76,082	1,489	18,57,603	16,990	2,37,78,980
Mumbai	11,53,951	94	11,34,114	19,743	2,21,34,555
Chennai	7,93,093	39	7,83,983	9,071	1,13,96,462

Source : <https://dashboard.cowin.gov.in/> at 5:00pm (28.11.2022)  
Source : <https://www.covid19bharat.org/> at 5:00pm (28.11.2022)

\*includes BBMP & Bengaluru Urban



# SNAPSHOT OF COVID-19 CASES IN BENGALURU URBAN



**Total Wards With  
< = 5 Cases\* :  
193**

**Tests Conducted  
on 27.11.2022:  
685**

**Recovery  
Rate\*:  
99.02%**

**Total  
Active Cases :  
1,489**

**Total Vaccinated  
on 27.11.2022:  
50**

**Positivity  
Rate\* :  
2.89%**

**Active  
Rate\*:  
0.08%**

**Case  
Fatality Rate\* :  
0.00%**





\*Total positive cases In the past 7 days

\*CFR and positivity is for Past 7 days



ಬೃಹತ್ ಬೆಂಗಳೂರು ಮಹಾನಗರ ಪಾಲಿಕೆ  
Bruhat Bengaluru Mahanagara Palike



<b>Download BBMP Bulletin</b>	<a href="https://apps.bbmpgov.in/covid19/mediabulletin.php">https://apps.bbmpgov.in/covid19/mediabulletin.php</a>
<b>To register for vaccination :</b>	<a href="https://selfregistration.cowin.gov.in/">https://selfregistration.cowin.gov.in/</a>
<b>BBMP COVID19 Dashboard:</b>	<a href="https://apps.bbmpgov.in/covid19/">https://apps.bbmpgov.in/covid19/</a>
<b>Follow us on:</b>	 <a href="http://www.facebook.com/bbmp.comm1/">www.facebook.com/bbmp.comm1/</a>
	 <a href="https://twitter.com/BBMPCOMM">twitter.com/BBMPCOMM</a>
	  <a href="https://www.instagram.com/BBMPSplHealth">BBMPSplHealth</a>

Issued by:

Honorable Chief Commissioner, BBMP  
Special Commissioner Health & IT, BBMP  
MD, Bengaluru Smart City Limited

**THANK YOU !**

